

DDL-900C Series

Direct-drive, High-speed, 1-needle, Lockstitch Machine
with Automatic Thread Trimmer (Electric Feed Length Control System <EFLeCS>)

**High-speed
Lockstitch Machine
with Electric Feed
Length Control System
(EFLeCS)**



DDL-900CSMNBK

DDL-900C Series

OPTION



Non-lubricated hook (asm.): 22890206
Non-lubricated hook (asm.): 22890404 (provided with the needle guard)

Oil stains on sewing products can be totally prevented by using the dry hook made of plastic which has a unique race surface.

* Max. sewing speed: 4,000 sti/min

* To use the non-lubricated hook, the following two parts are separately needed.

Hook driving shaft detent plug screw: 11079506
O ring: R0036080200



Hook: 27003557

Bobbin:
27003805

Bobbin case: 27003755

Non-rotating bobbin

The non-rotating bobbin helps prevent irregular stitches due to a certain sewing speed and bobbin thread tension variation due to a change in the bobbin thread remaining amount. Since the bobbin supplies the bobbin thread without rotating, the bobbin will not run idle.

* The hook, bobbin and bobbin case are all specifically-designed items for the non-rotating bobbin.

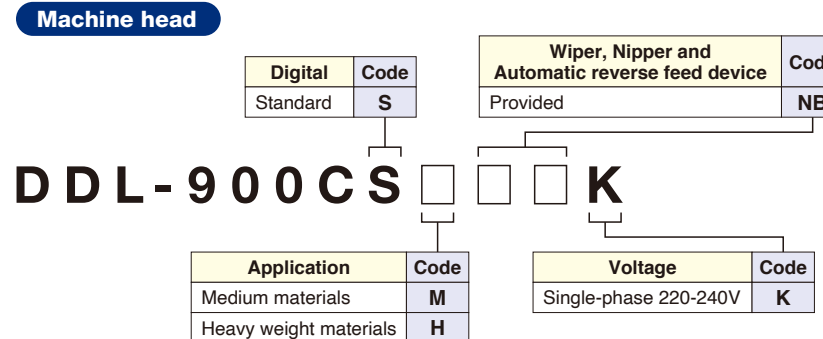
SPECIFICATIONS

Model name	DDL900CS-M	DDL900CS-H
Application	Medium weight	Heavy weight
Lubrication	Oil Shielding System	
Max. sewing speed	5,000sti/min	4,000sti/min
Max. stitch length	5mm	
Needle bar stroke	30.7mm	36mm
Lift of the presser foot	Automatic: 9mm / Lever: 13mm	
Needle	DBx1 #14	DPx5 #21
Lubrication oil	JUKI CORPORATION GENUINE OIL 7 (equivalent to ISO VG7)	
Power requirement	Shingle-phase 220V~240V	
Weight of machine head	42.0kg (include motor, control box, panel)	

*sti/min is the abbreviation for "stitches per minute"

WHEN YOU PLACE ORDERS

Please note when placing orders, that the model name should be written as follows:



JUKI ECO PRODUCTS	The M1 Series is an eco-friendly product which complies with JUKI ECO PRODUCTS standards for protecting the environment.
	<ul style="list-style-type: none"> The sewing machine complies with the "Juki Group Green Procurement Guidelines" on the use of hazardous substances, which is stricter than other restrictions, such as those of the RoHS Directive. <p>For details of JUKI ECO PRODUCTS, refer to: https://www.juki.co.jp/en/company/eco</p> <p>*The RoHS Directive is an EU Directive limiting the use of 6 hazardous substances (lead, hexavalent chromium, mercury, cadmium, PBB and PBDE) in electrical and electronic equipment. The Juki Green Procurement Guideline is the voluntarily established criteria to eliminate not only the aforementioned six substances, but also other ones which also adversely affect the environment.</p>



Registered Organization: JUKI CORPORATION Head Office
The Scope of the Registration: The activities of research, development, design, sales, distribution, and maintenance services of industrial sewing machines, household sewing machines and industrial robots, etc., including sales and maintenance services of data entry systems.

JUKI
JUKI CORPORATION
SEWING MACHINERY & SYSTEMS BUSINESS UNIT

2-11-1, TSURUMAKI, TAMA-SHI,
TOKYO 206-8551, JAPAN
PHONE: (81) 42-357-2370
FAX: (81) 42-357-2274
<https://www.juki.co.jp/en>

* Specifications and appearance are subject to change without prior notice for improvement.
* Read the instruction manual before putting the machine into service to ensure safety.
* This catalogue prints with environment-friendly soyink on recycle paper.
* Paper from responsible sources FSC™ C001712

JUKI's first high-speed lockstitch machine with Electric Feed Length Control System (EFLeCS)

The direct-drive motor, control box, and color LCD touch panel of this sewing machine are now combined with the Electric Feed Length Control System (EFLeCS) – all integrated in the main body.



EFLeCS with various functions

Electric Feed Length Control System (EFLeCS)

With the stepping motor used to control the feed mechanism, the feed pitch is adjusted with the color LCD touch panel control instead of the conventional pitch dial. The high-clarity display of the touch panel promises excellent visibility to enhance workability. The touch panel comes with every machine as standard, along with a lock function to prevent the operator from mistakenly changing the set values.



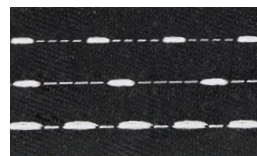
Color LCD touch panel



Pitch motor

Design pattern

Digitalized feed pitches dramatically widen the range of stitch designs.



Smart design integrating the control panel with the direct-drive motor and machine head

Compared with the conventional V-belt driven sewing machine, this sewing machine is driven by a direct-drive motor that consumes about 25% less power. The control box is integrated with the machine head to facilitate machine setup, and now comes with a USB port for charging.

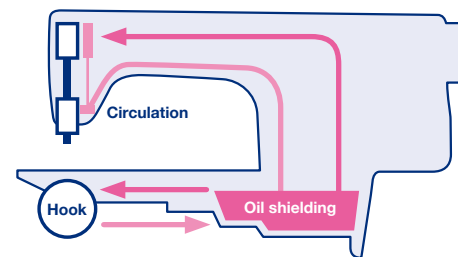


USB Port

Oil Shielding System for prevent oil stains


Oil Shielding System

In order to prevent oil stains on sewing products, the sewing machine has adopted the "Oil Shielding System" which is integrated into the sewing machine bed. The needle bar is lubricated with a smaller quantity of oil as compared with the conventional model. In addition, oil which externally splashes is shielded by the frame oil recovery mechanism and automatic oil circulation mechanism. This structure contributes to the achievement of the maximum sewing speed of 5,000sti/min and also to increased productivity.



Elimination of oil stains on sewing products

Oil is stored in the oil-shielded made of highly rigid aluminum die cast which is integrated into the machine head and provides increased cooling performance. The oil-shielded has increased sealing performance as compared with a plastic oil tank and effectively prevents oil leakage and tank breakage.



Oil-shielded made of aluminum die cast



Oil gauge

DDL-900C Series

The shorter-thread trimming mechanism

The length of thread remaining on the material at the end of sewing is 3.5mm

The machine adopts a double-blade drive rotary thread-trimming mechanism. By trimming thread just under the needle, this thread-trimming system consistently leaves no more than 3.5 mm of remnant thread on the material at sewing completion.

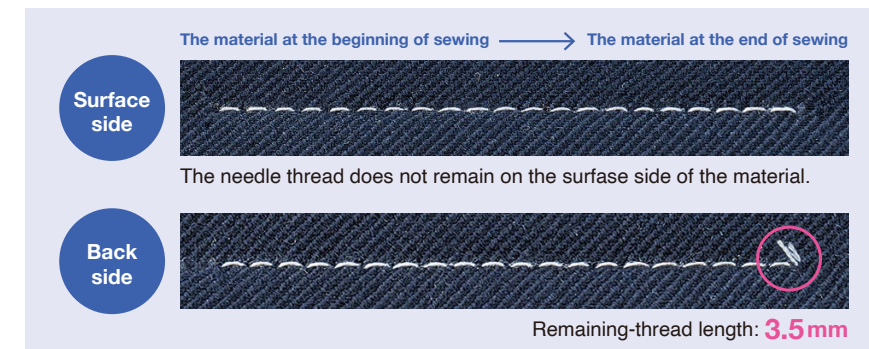


Upper side of the thread-trimming knife



Lower side of the thread-trimming knife

Beautiful finished seams



DDL-900C can produce the effect of shorter-thread remaining by making condensed stitch

Nipper device


This device pulls the needle thread into the wrong side of the material at the beginning of sewing, thereby ensuring more beautifully-finished seams.



Various standard equipment

Stepping motor drive for the thread trimmer and auto-lifter

The drive mechanism for the thread trimmer and presser lifter has been switched from solenoid drive to a single stepping motor. The new mechanism substantially reduces operating noise, especially for the tread trimmer.



Stepping motor drive for the thread trimmer and auto-lifter


LED lighting which illuminates the needle entry area

Since the LED lights cast their light exactly downward to illuminate the needle entry area from the right and left sides of the needle bar, sewing work can be carried out more easily as compared with the use of light from one direction. In addition, the illuminance of the LED lights can be adjusted in three steps and can be used as an auxiliary light for work.




Hand switches

Two customizable hand switches are provided as standard. The assignable button functions include back-tack stitch, needle up/down stitch, one-stitch sewing, condensation stitch, etc.




Auto-lift and knee lifter

Shared motor power with the thread trimmer now makes it possible to provide the auto-lifter as standard. A highly demanded knee-lifter is also provided as standard for further enhanced workability.



Auto-lifter



knee lifter